



Turning Solar Technology Into Practical Solutions.


'Higher Efficiency Poly Crystalline Module'

280 Wp Maximum Power Output	16.62% Max Module Efficiency	12 Years Material & Workmanship Warranty	25 Years Linear Power Warranty
---------------------------------------	--	--	--

N280P60
255 | 260 | 265 | 270 | 275 | 280



KEY SALIENT FEATURES



- Industry leading conversion efficiency
- Positive tolerance upto +5W
- Passed salt mist & ammonia corrosion blowing sand and hail testing
- Certified to withstand wind and snow load
- Excellent performance under low light conditions
- Good temperature co-efficient enables better output in high temperature regions
- Triple Stage 100% EL Inspection warranting defect-free Module
- Excellent PID resistance

Certifications



IS14286 : 2010/ IEC 61215, IS/IEC 61730 (Part 1), & IS/IEC 61730 (Part 2)



Certified to withstand severe environmental conditions

- Anti-reflective & Anti-soiling surface minimize power loss from dirt and dust.
- Severe salt mist & blown sand resistance for seaside, farm and desert environments.
- Excellent mechanical load 2400Pa & Snow load 5400Pa resistance.



IEC 61701
IEC 62804
IEC 61853



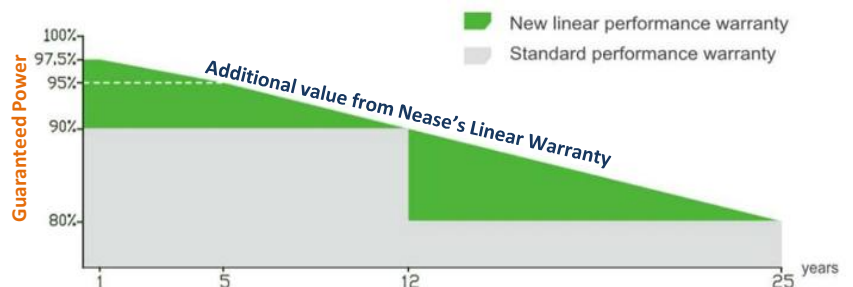
• NEASE established in 2008, is Hi-tech corporation with its core business in R&D manufacturing, and sale of high efficiency silicon based solar modules.

• As one of the leading PV enterprises in the world, NEASE has delivered more than 400MW Solar Photo Voltaic Modules to residential, commercial, utility and off-grid projects all around the world.

• Through strict selection of raw materials, stringent quality control and rigorous test in state of the art facilities in Gandhinagar and Ahmedabad, INDIA. NEASE has always committed to higher efficiency, more stable and better cost performance products.

LINEAR PERFORMANCE WARRANTY

(90% for 10 years, 80% for 25 years)



NEASE product warranty is 12 years longer than many competitors standard 10 years and covers 25 years.

❖The loss of output power shall not exceed 0.70% per year.

NEETY EURO-ASIA SOLAR ENERGY

E-153, GIDC, Electronics Estate, Sector - 26,
Gandhinagar - 382029, Gujarat, India .

Tel : +Email: info@nease.in & neetyintl@gmail.com

Electrical characteristics at Standard Test Conditions (STC)

MODEL	N255P60	N260P60	N265P60	N270P60	N275P60	N280P60
Maximum Power - Pmax	255	260	265	270	275	280
Open Circuit Voltage – Voc (V)	36.86	37.00	37.04	37.20	37.46	37.60
Short Circuit Current – Isc (A)	8.95	9.09	9.17	9.28	9.36	9.40
Voltage at Maximum Power – Vmp (V)	30.90	31.20	31.24	31.28	31.34	31.40
Current at Maximum Power – Imp (A)	8.26	8.34	8.49	8.64	8.77	8.91
Cell Efficiency (%)	17.60	18.00	18.20	18.50	18.80	19.10
Module Efficiency (%)	15.14	15.40	15.70	16.03	16.32	16.62

*Standard Test Conditions(STC) : irradiance 1000W/m²; cell temperature 25°C, AM 1.5G. The mentioned Power output is measured and determined by NEASE at its sole and absolute discretion

Electrical Characteristics at Nominal Operating Cell Temperature (NOCT)

MODEL	N255P60	N260P60	N265P60	N270P60	N275P60	N280P60
Maximum Power - Pmax	188.30	195.70	199.55	201.95	204.32	208.16
Open Circuit Voltage – Voc (V)	34.95	35.38	35.42	35.49	35.55	35.63
Short Circuit Current – Isc (A)	7.38	7.44	7.53	7.58	7.63	7.74
Voltage at Maximum Power – Vmp (V)	28.15	29.01	29.12	29.18	29.23	29.28
Current at Maximum Power – Imp (A)	6.69	6.73	6.86	6.93	6.70	7.11

* Nominal Operating Module temperature (NOCT) : irradiance 800W /m²; Wind speed 1 m/s, Ambient temperature 20°C, Module temperature 45°C

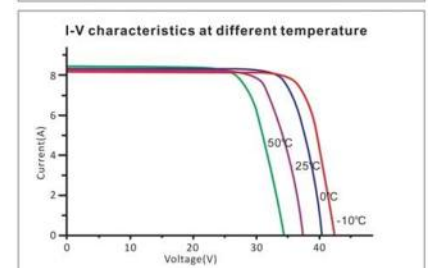
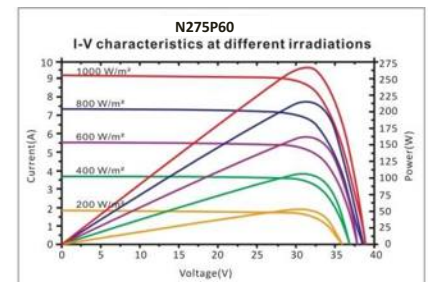
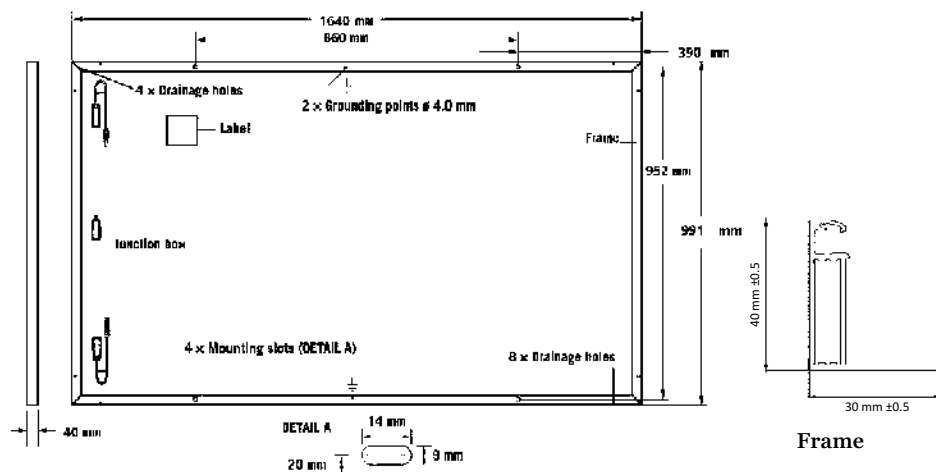
Temperature Characteristics		Maximum Ratings	
Voltage Temperature Coefficient β	- 0.3045%/°C	Maximum system voltage (V)	1500 V
Current Temperature Coefficient α	+0.045%/°C	Series fuse rating (A)	15 A
Power Temperature Coefficient γ	-0.361%/°C	Reverse Current overload (A)	20 A

Mechanical characteristics

Dimensions (mm)	1691 X 996 X 40 mm
Weight (Kgs)	17.50 Kgs
Front Glass	High Transmittance , Low Iron toughened Glass – 3.2mm Thickness
Cell Encapsulation	EVA (Ethylene – Vinyl-Acetate)
Back Sheet	Composite Film Tadar
Number of Cells	Poly PERC Solar Cells 5BB (157 X 157mm – 60 Cells) - 6X10 Matrix
Junction Box	IP68, 3 By Pass Diodes, IEC 62790 and Safety Class II
Cable & Connector	2 X 4mm ² , Compatible with MC4, Positive (+) / Negative (-), Protection IP67
Frame	Silver Mat Anodized aluminum, Alloy Type 6063 T5

Note: Please refer the instruction manual in this entirely before handling, Installing and operating NEASE Solar Modules.

PHYSICAL CHARACTERISTICS



* Note : The tolerance of ± 2 (marked size)

System Design		Packaging	
Temperature Range	-40°C to 85°C	Pieces per Pallet	26 No's
Wind / Snow load Capacity	2500Pa / 5400 Pa	Container 20' GP	312 No's
Application Class	Class A	Container 40' GP	728 No's
Safety Class	Class II	Container 40' HC	784 No's

© 2020 NEASE All rights reserved. Due to continuous innovation, research and improvement the Specifications included in this datasheet are subject to change without notice.

NEETY EURO-ASIA SOLAR ENERGY
 E-153, GIDC, Electronics Estate, Sector – 26,
 Gandhinagar - 382028, Gujarat, India .
 Email: info@nease.in & neetyintl@gmail.com

MADE IN INDIA